






Day 1 2.NBT.1 Exploring Place Value – models

Use Squares , sticks , and  dots

<p>1.</p> 	<p>2.</p> 	<p>3.</p> <p style="text-align: center; font-size: 24px;">508</p>	<p>4.</p> <p style="text-align: center; font-size: 24px;">374</p>
---	---	---	---

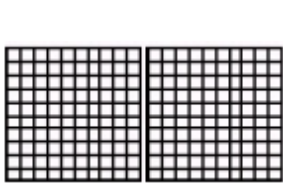
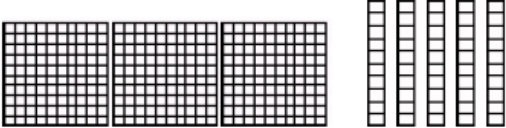
Day 2 2.NBT.1 Using Place Value to Build Numbers

<p>1. Fill in the blanks with the correct number.</p> <p style="text-align: center; margin-top: 20px;">739 = _____ hundreds _____ tens _____ ones</p>	
<p>2. Use the clues to build the number.</p> <p>Clues: 8 hundreds 2 ones 9 tens</p>	<p>3. Use the clues to build the number.</p> <p>Clues: 7 tens 4 hundreds</p>

Day 3 2.NBT.1: Place vs. Value

1. Liz has 248 beads. Which digit is in the tens place?	2. Circle the value of the underlined number. <table border="1" data-bbox="873 254 1511 317"><tr><td><u>3</u>92</td><td>3</td><td>30</td><td>300</td></tr></table>	<u>3</u> 92	3	30	300
<u>3</u> 92	3	30	300		
3. Circle the value of the underlined number. <table border="1" data-bbox="159 451 797 514"><tr><td><u>4</u>23</td><td>2</td><td>20</td><td>200</td></tr></table>	<u>4</u> 23	2	20	200	4. Which number has a 7 in the hundreds place? a. 327 b. 479 c. 208 d. 791
<u>4</u> 23	2	20	200		

Day 4 2.NBT.3: Expanded Form

1. Write the number represented by the base 10 blocks in standard and expanded form.  <input type="checkbox"/> <input type="checkbox"/> <input type="checkbox"/> <input type="checkbox"/> <input type="checkbox"/> Standard: _____ <input type="checkbox"/> <input type="checkbox"/> <input type="checkbox"/> <input type="checkbox"/> Expanded: _____	2. Write the number represented by the base 10 blocks in standard and expanded form. Standard: _____  <input type="checkbox"/> <input type="checkbox"/> <input type="checkbox"/> <input type="checkbox"/> Expanded: _____
---	--